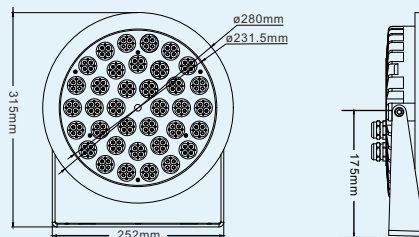


Version A



Product Size



Specification

Model No.:	RS-UW180W316X(88185) / RS-UW252W316X(88185)
Front cover & Housing:	Stainless steel 316L
Dimensions:	D280*H315mm(Max.)
Tempered Glass:	8mm thickness
LED chip:	36 groups of CREE module
LED Q'ty:	108pcs 3W LED / 144pcs 3W LED
Cable gland:	Stainless steel 316L PG13.5*2pcs
Driver:	Constant current driver
Lens:	Clear, Bead, Frosted
Beam Angle Options:	10° 30° 60°
Power Cable:	1.5M SOW3/18+1.5M Shielded DMX cable
Protection Class:	IP68
Environment:	Dry / Submerged
Mounting Hardware:	Surface Mounted System
Net Weight:	10.5kgs with 1.5m cable
Lifetime:	>50000H

Order information

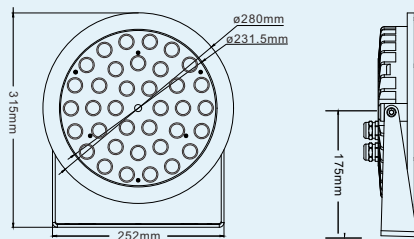
Item code	Color	Light source(w)	Line Way	Input Voltage (v)	Operating current (mA)	Consumption (w)	Luminous (lm)
88185.1083.01	2700-3000K	108*3	V+/V-	DC24	6250	150	10800
88185.1083.02	4000-4500K	108*3	V+/V-	DC24	6250	150	11880
88185.1083.03	5000-5500K	108*3	V+/V-	DC24	6250	150	12960
88185.1083.04	6000-6500K	108*3	V+/V-	DC24	6250	150	12960
88185.1083.09	RGBW-DMX512 (3 channel)	108*3	V+ /V-/D+/D-/GND	DC24	R: 1600 G: 2500 B: 2500	R: 40 G: 60 B: 60	R: 1260 G: 2880 B: 3960
88185.1443.14	RGBW-DMX512 (4 channel)	144*3	V+ /V-/D+/D-/GND	DC24	R: 2500 G: 2500 B: 2500 W: 2500	R: 40 G: 60 B: 50 W: 50	R: 1260 G: 2880 B: 1080 W: 3960



Version B



Product Size



Specification

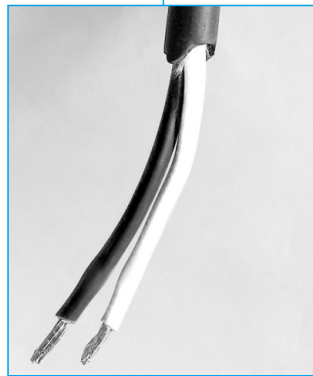
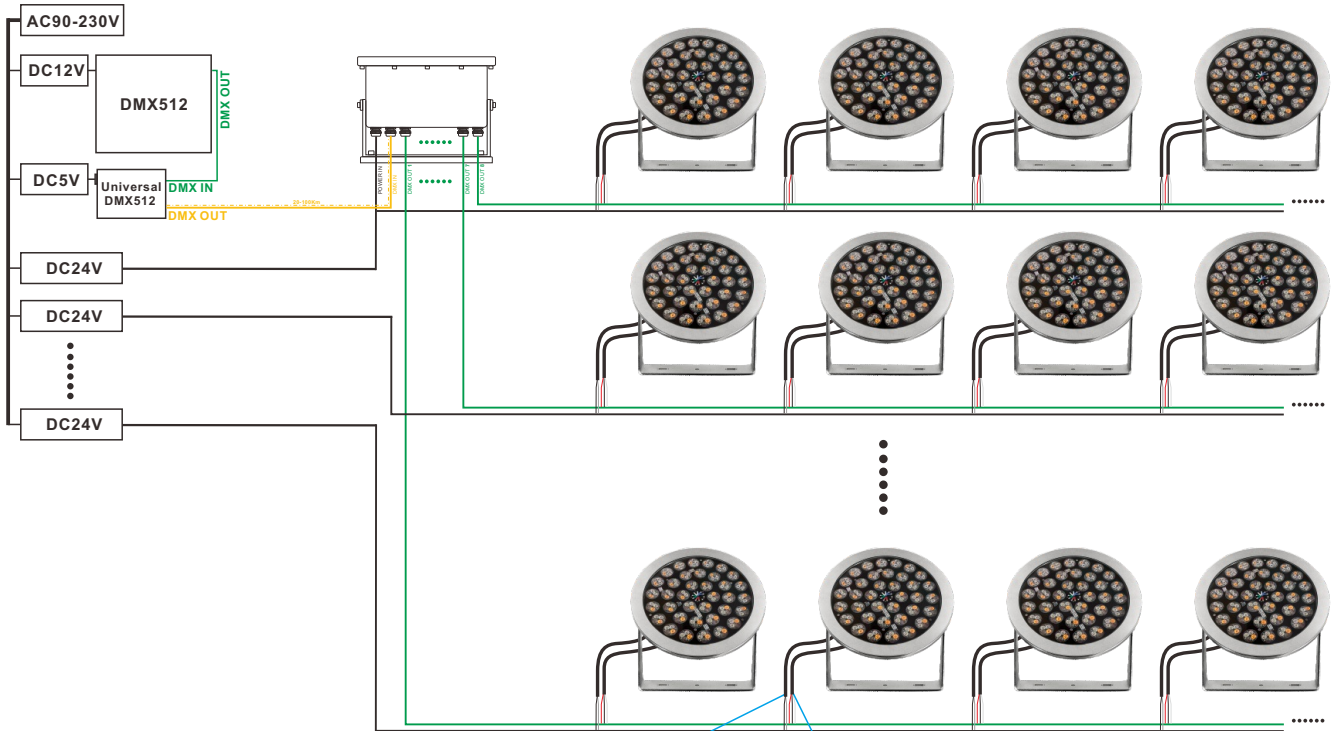
Model No.:	RS-UW108W316X(88185) / RS-UW144W316X(88185)
Front cover & Housing:	Stainless steel 316L
Dimensions:	D280*H315mm(Max.)
Tempered Glass:	8mm thickness
LED chip:	Cree / Edison
LED Q'ty:	36pcs 3in1 LED / 36pcs 4in1 LED
Cable gland:	Stainless steel 316L PG13.5*2pcs
Driver:	Constant current driver
Lens:	Clear, Bead, Frosted
Beam Angle Options:	30° 60° 90°
Power Cable:	1.5M S0W3/18+1.5M Shielded DMX cable
Protection Class:	IP68
Environment:	Dry / Submerged
Mounting Hardware:	Surface Mounted System
Net Weight:	10.5kgs with 1.5m cable
Lifetime:	>50000H

Order information

Item code	Color	Light source(w)	Line Way	Input Voltage (v)	Operating current (mA)	Consumption (w)	Luminous (lm)
88185.363.13	RGB-DMX512 (3 channel)	36*3in1	V+/V-/D+/D-/GND	DC24	R: 1500 G: 1500 B: 1500	R: 36 G: 36 B: 36	R: 900 G: 2160 B: 1080
88185.364.14	RGBW-DMX512 (4 channel)	36*4in1	V+/V-/D+/D-/GND	DC24	R: 1500 G: 1500 B: 1500 W: 1500	R: 36 G: 36 B: 36 W: 36	R: 900 G: 2160 B: 1080 W: 3240



Connection mode



Voltage DC24V

Black: V+

White: V-



Shielding line

Red: DMX+

Yellow: DMX-

